

# Extension of industrial building Lanz-Anliker AG, Rohrbach

2008



The textile processing company Lanz-Anliker AG in Rohrbach needed additional space for processing technical textiles and for offices. Clarifications showed that an addition could be built on top of the existing building.

## The project

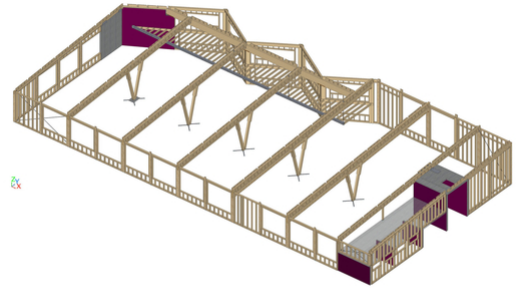
**Implementation** In order not to place excessive loads on the existing roof, a skeleton structure was built, supported on five V-shaped columns in the central area. All other forces were transferred via the exterior walls. The additional offices are suspended from the new roof structure, so that the addition is two-story in this area.

## The construction method

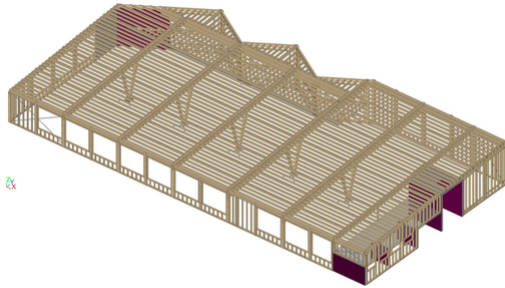
The construction planning was done in the 3D software CADWORK. Here, each individual component such as uprights, plates, etc. is modeled exactly and all machining operations such as holes, slots, etc. are planned precisely. When the 3D model is ready, 2D plans are automatically generated from it, which are checked by the designer and in some cases additionally labeled. The 3D model is then used to generate the machine data that the timber construction company uses to control its production machines. The designer at Timbatec "programs" the CNC machines of the carpentry company, so to speak. The extension was produced as a prefabricated building and assembled within a few days.




Interior view 1



Design view 3D structure



Construction view 3D structure with rafter purlins



Design view 3D with claddings

### Construction Data

- Dimensions of the hall:
- L 52.5 meters
- W 26.2 meters

### Services of Timbatec

- Plant design 2D and 3D with CADWORK

### Architect

Jäggi Architektur  
4938 Rohrbach

### Client

Lanz-Anliker AG  
4938 Rohrbach

### Works planning

Timbatec Holzbauingenieure Schweiz AG, Thun  
3600 Thun

### Timber constructionengineer

Roth Holzleimbau und Stahlbau AG  
3400 Burgdorf

### Timber ConstructionContractor

Zaugg AG  
4938 Rohrbach